


LumiCoustica™  
**Carra Silenza**  
VEGA



Spec by: \_\_\_\_\_  
 Agency: \_\_\_\_\_  
 Project Name: \_\_\_\_\_  
 Type of Project: \_\_\_\_\_  
 Notes: \_\_\_\_\_



LIGHTING PERFORMANCE\*

	Output	Size					
		1' x 4'	2' x 2'	2' x 4'	4' x 4'	4' x 8'	6' x 6'
Power consumption (Watts)	Premium	27 W	32 W	72 W	162 W	360 W	392 W
Delivered output (Lumens)		567 lm	671 lm	1510 lm	3398 lm	7551 lm	8232 lm

\* Power Consumption and Delivered Output values are based on 6500K CCT

ORDERING CODE

TLS	LCT	CRS	VG	RO		Mounting
	Family	Product	Engine	Size	Frame	
TLS	LumiCoustica <b>LCT</b>	Carra Silenza <b>CRS</b>	Vega <b>VG</b>	1'x4' <b>1x4</b> 2'x2' <b>2x2</b> 2'x4' <b>2x4</b> 4'x4' <b>4x4</b> 6'x6' <b>6x6</b> 8'x4' <b>8x4</b>	Rounded Corner <b>RO</b>	Suspended <b>SP</b> Surface <b>SF</b>


Acoustic PET Color	Frame color	RGBW65K	SA	P	LS
		CCT	Control	Output*	Diffuser
Select from our PET color chart (page 2)	Black <b>BL</b> White <b>WH</b> Silver <b>NS</b> Match PET* <b>MP</b>	RGBW (6500K) <b>RGBW65K</b>	Stand Alone <b>SA</b>	Premium (563 lm/sqf)** <b>P</b>	LightTex Silent <b>LS</b>

\*Frame finish will coordinate with PET felt color; exact matching not guaranteed.

\*\* Lm/sqf are calculated at LED source

## PET MATERIAL COLOR CHART

Experience our PET material through a diverse selection of colors, organized to support effortless coordination across a wide range of design applications.



Natural variations in color may occur during PET felt production. Digital color previews are for reference only and may differ from the final product. Availability and lead times can vary by color. Consult factory for more information.



Recyclable  
Materials



Environmental  
Responsibility



Sustainability  
Commitment

This material is manufactured using recycled content, helping reduce waste and support more sustainable material cycles. By transforming post-consumer plastics into a high-performance architectural material, it contributes to responsible design and environmental stewardship.

### Regular Care:

- **Dusting:** Use a vacuum with a soft brush attachment on low setting. Gently vacuum the felt in smooth, even strokes.
- **Light Debris:** Remove lint or small particles using a lint roller or low-tack tape.

### Spot Cleaning:

If you notice a mark or smudge:

1. Use a soft microfiber cloth slightly dampened with clean water.
2. Gentle blot the area. Do not rub.
3. For tougher spots, you may use a mild soap and water solution. Apply sparingly and blot again with clean water afterward.
4. Allow the felt to air dry naturally.

## TECHNICAL SPECIFICATIONS

### ■ PET Material

Polyester Acoustic Felt (PET)

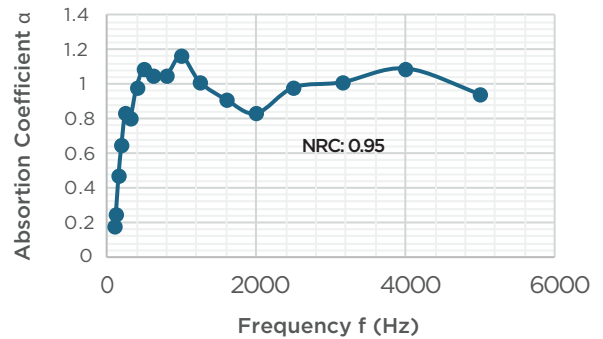
- **Material:** 100% polyester fiber
- **Panel Thickness:** 9 mm
- **Colors:** 40 colors
- **Fire Classification:** B-s1, d0

**NRC Test Item:** Polyester Fiber Board

**Test Content:** Sound absorption coefficient measured using the reverberation chamber method in accordance with **ISO 354 / GB-T 20247-2006**.

**NRC (Noise Reduction Coefficient):** 0.95

Frequency (Hz)	$\alpha_s$	Frequency (Hz)	$\alpha_s$
100	0.18	800	1.05
125	0.25	1000	1.16
160	0.47	1250	1.01
200	0.65	1600	0.91
250	0.83	2000	0.83
315	0.80	2500	0.98
400	0.98	3150	1.01
500	1.09	4000	1.09
630	1.05	5000	0.94



### ■ Diffuser

	Light Tex Silent
<b>Material</b>	100 % Polyester
<b>Weight</b>	172 gr/m2 (16 gr/ft2 )
<b>Fire classification</b>	NFPA-701, B1, EN 13501-1, B-s1, d0
<b>Transmission rate</b>	37%
<b>CCT shift</b>	0-50K (see table page 5)
<b>NRC</b>	0.82

### ■ Lighting

<b>Ingress protection</b>	IP22 (indoor)
<b>CRI</b>	~ 90 (white LED)
<b>LM80 *</b>	> 150,000 hours
<b>Operating temperature</b>	-30 °C TO 80 °C

Note: \*LM80 Test is only applicable to white pixels.

### ■ Frame color

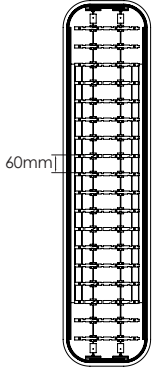
Material	Aluminum			
<b>Standard colors</b>	Black 	White 	Silver 	Match PET 

<b>Warranty*</b>	5-year limited warranty for LED
------------------	---------------------------------

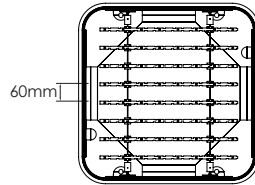
\* Warranty Terms and Conditions at [www.tls-led.com/warranty](http://www.tls-led.com/warranty)

## SIZES PREMIUM

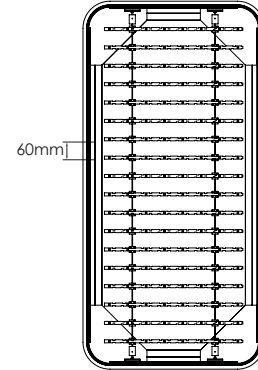
1'x4'



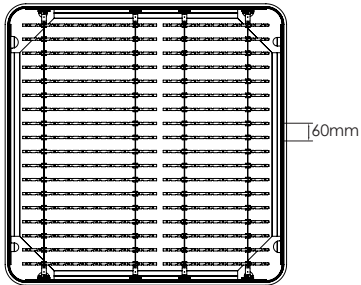
2'x2'



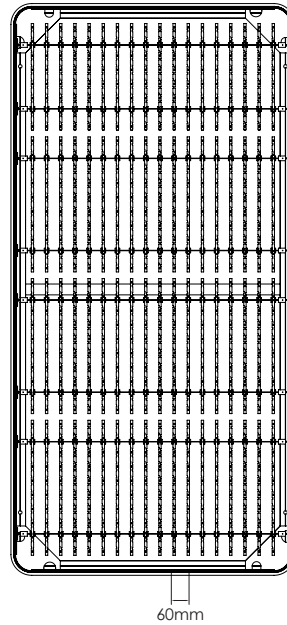
2'x4'



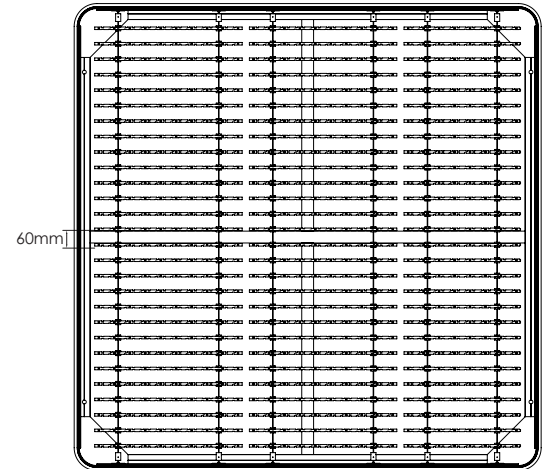
4'x4'



4'x8'



6'x6'



### ■ Weight Premium

Size	1'x4'	2'x2'	2'x4'	4'x4'	4'x8'	6'x6'
<b>Kg</b>	14.7	13.4	18.9	23.5	34.8	42.0
<b>Lbs</b>	32.5	29.5	41.8	51.8	76.7	92.6

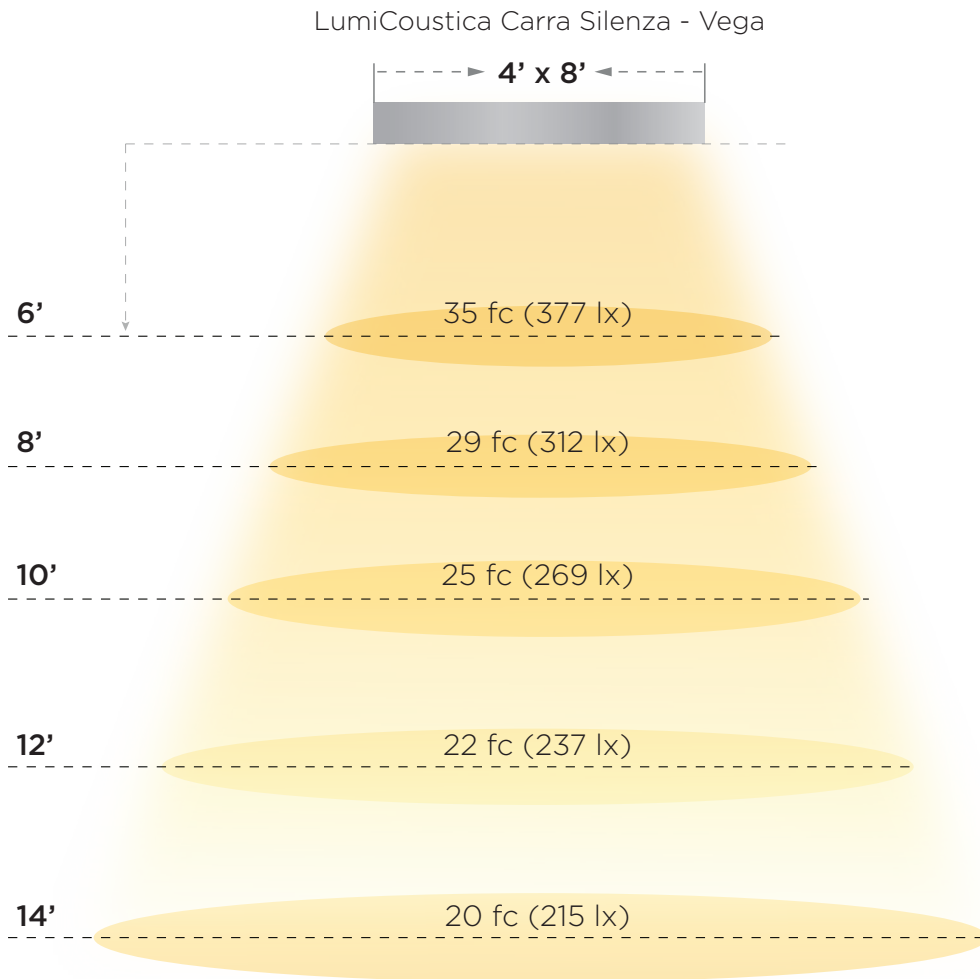
Variations may occur but should not exceed indicated values.

# LIGHTING PERFORMANCE AND EFFICIENCY

- CCT Shifting**

Output	CCT
	<b>6,500K</b>
Premium	6,545

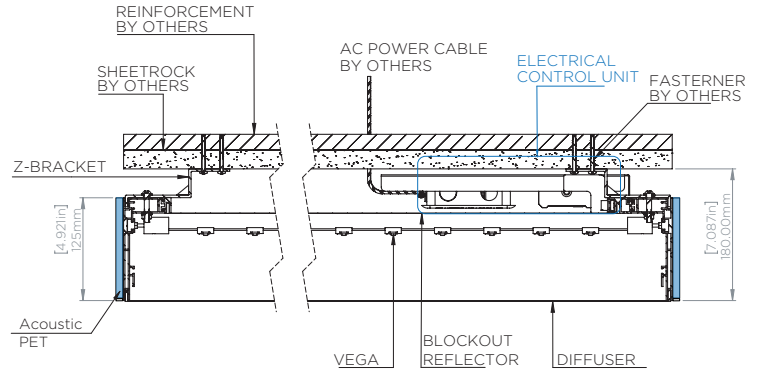

- Foot Candle per height**



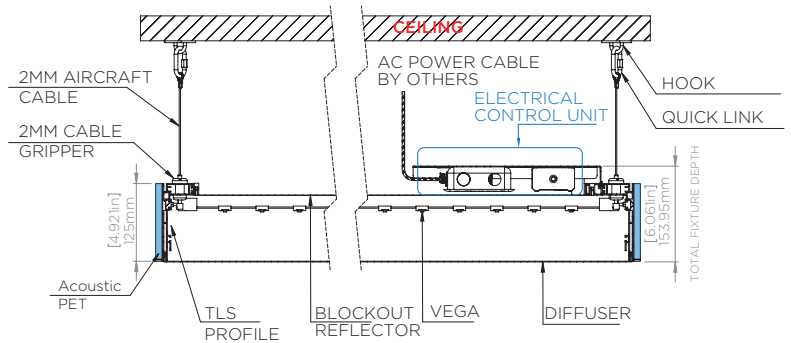
Note: Results are simulated based on 10' x 16' room & Reflection factors C70% W77% & F20% , other measurements available on requests.  
Multiple panels will influence the foot candle.

## MOUNTING OPTIONS (PREMIUM)

### Surface (SF)



### Suspended (SP)

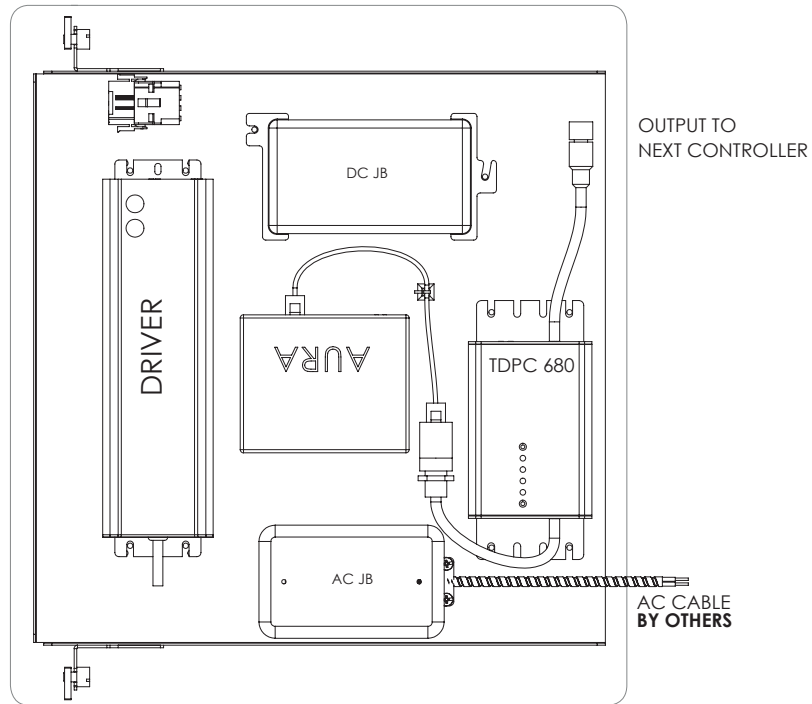


- Hooks to existing ceiling installed by others

Note: Parts reference numbers are available upon request.

## CONTROL

- Stand alone (SA)



- Electrical

<b>Driver models</b>	HLG-60-24A, HLG-100-24A, HLG-150-24A, HLG-240-24A, HLG-320-24A
<b>Input voltage</b>	90-277 V AC, 47-63 HZ
<b>Output voltage</b>	21-24 V DC