


LumiCoustica™
Carra Silenza
ASTRA



Spec by: _____
 Agency: _____
 Project Name: _____
 Type of Project: _____
 Notes: _____



LIGHTING PERFORMANCE*

	Output	Size					
		1' x 4'	2' x 2'	2' x 4'	4' x 4'	4' x 8'	6' x 6'
Power consumption (Watts)	Standard	9.5 W	11.2 W	25.2 W	56.7 W	126 W	137.2 W
	Premium	18.9 W	22.4 W	50.4 W	113.4 W	252 W	274.4 W
Delivered output (Lumens)	Standard	469 lm	358 lm	806 lm	1814 lm	4032 lm	6811 lm
	Premium	938 lm	1112 lm	2502 lm	5630 lm	12510 lm	13622 lm

* Power Consumption and Delivered Output values are based on 6500K CCT

ORDERING CODE

TLS	LCT Family	CRS Product	AS Engine	Size	RO Frame	Mounting
TLS	LumiCoustica LCT	Carra Silenza CRS	Astra AS	1'x4' 1x4 2'x2' 2x2 2'x4' 2x4 4'x4' 4x4 6'x6' 6x6 8'x4' 8x4	Rounded Corner RO	Suspended SP Surface SF


Acoustic PET Color	Frame color	CCT	Control	Output*	LS Diffuser
Select from our PET color chart (page 2)	Black BL	2200K 22K	0-10V 0/10	Premium (909 lm/sqf)** P	LightTex Silent LS
	White WH	2700K 27K	RF Remote RM	Standard (494 lm/sqf)** S	
	Silver NS	3000K 30K	Dali DA		
	Match PET* MP	3500K 35K			
		4000K 40K			
		5600K 56K			
	6500K 65K				

*Frame finish will coordinate with PET felt color; exact matching not guaranteed.

** Lm/sqf are calculated at LED source

PET MATERIAL COLOR CHART

Experience our PET material through a diverse selection of colors, organized to support effortless coordination across a wide range of design applications.



Natural variations in color may occur during PET felt production. Digital color previews are for reference only and may differ from the final product. Availability and lead times can vary by color. Consult factory for more information.



Recyclable
Materials



Environmental
Responsibility



Sustainability
Commitment

This material is manufactured using recycled content, helping reduce waste and support more sustainable material cycles. By transforming post-consumer plastics into a high-performance architectural material, it contributes to responsible design and environmental stewardship.

Regular Care:

- **Dusting:** Use a vacuum with a soft brush attachment on low setting. Gently vacuum the felt in smooth, even strokes.
- **Light Debris:** Remove lint or small particles using a lint roller or low-tack tape.

Spot Cleaning:

If you notice a mark or smudge:

1. Use a soft microfiber cloth slightly dampened with clean water.
2. Gentle blot the area. Do not rub.
3. For tougher spots, you may use a mild soap and water solution. Apply sparingly and blot again with clean water afterward.
4. Allow the felt to air dry naturally.

TECHNICAL SPECIFICATIONS

■ PET Material

Polyester Acoustic Felt (PET)

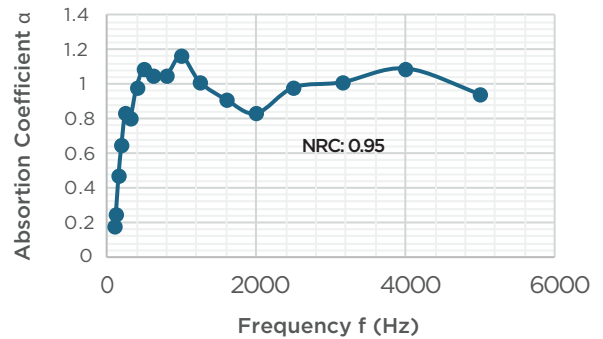
- **Material:** 100% polyester fiber
- **Panel Thickness:** 9 mm
- **Colors:** 40 colors
- **Fire Classification:** B-s1, d0

NRC Test Item: Polyester Fiber Board

Test Content: Sound absorption coefficient measured using the reverberation chamber method in accordance with **ISO 354 / GB-T 20247-2006**.

NRC (Noise Reduction Coefficient): 0.95

Frequency (Hz)	α_s	Frequency (Hz)	α_s
100	0.18	800	1.05
125	0.25	1000	1.16
160	0.47	1250	1.01
200	0.65	1600	0.91
250	0.83	2000	0.83
315	0.80	2500	0.98
400	0.98	3150	1.01
500	1.09	4000	1.09
630	1.05	5000	0.94



■ Diffuser

	Light Tex Silent
Material	100 % Polyester
Weight	172 gr/m2 (16 gr/ft2)
Fire classification	NFPA-701, B1, EN 13501-1, B-s1, d0
Transmission rate	37%
CCT shift	0-50K (see table page 5)
NRC	0.82

■ Lighting

Ingress protection	IP22 (indoor)
CRI	~ 90 (white LED)
LM80 *	> 150,000 hours
Operating temperature	-30 °C TO 80 °C

Note: *LM80 Test is only applicable to white pixels.

■ Frame color

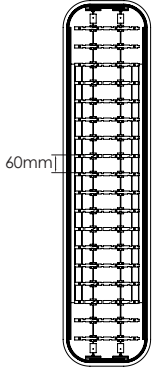
Material	Aluminum			
Standard colors	Black 	White 	Silver 	Match PET

Warranty*	5-year limited warranty for LED
------------------	---------------------------------

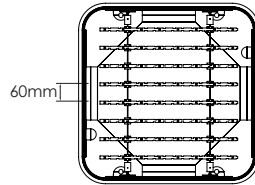
* Warranty Terms and Conditions at www.tls-led.com/warranty

SIZES

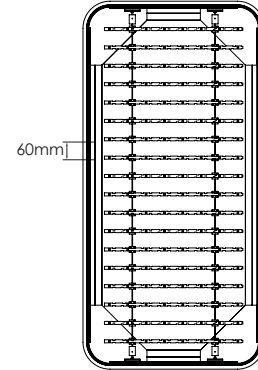
1'x4'



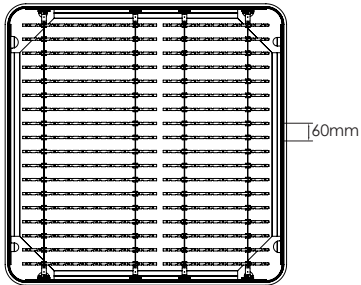
2'x2'



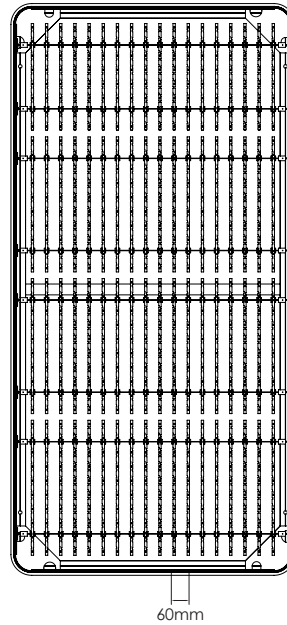
2'x4'



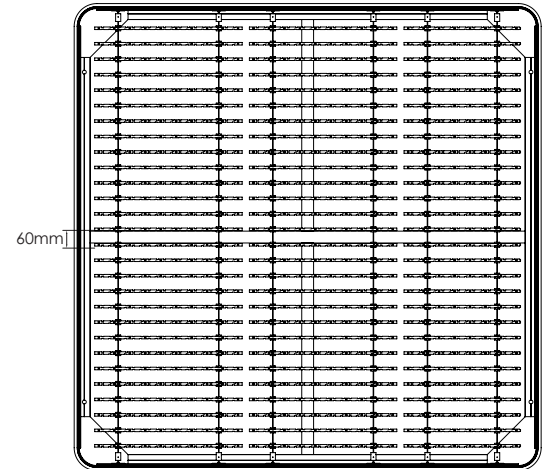
4'x4'



4'x8'



6'x6'



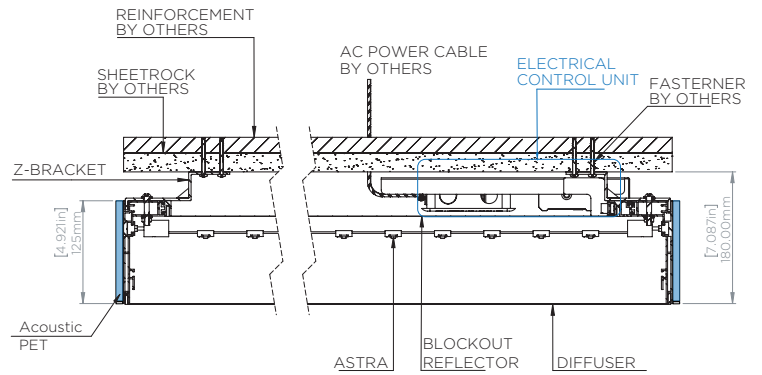

■ Weight

Size	1'x4'	2'x2'	2'x4'	4'x4'	4'x8'	6'x6'
Kg	14.7	13.4	18.9	23.5	34.8	42.0
Lbs	32.5	29.5	41.8	51.8	76.7	92.6

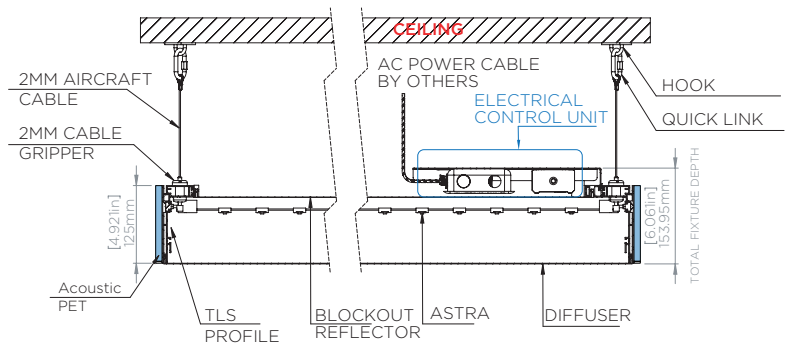
Variations may occur but should not exceed indicated values.

MOUNTING OPTIONS

Surface (SF)



Suspended (SP)



- Hooks to existing ceiling installed by others

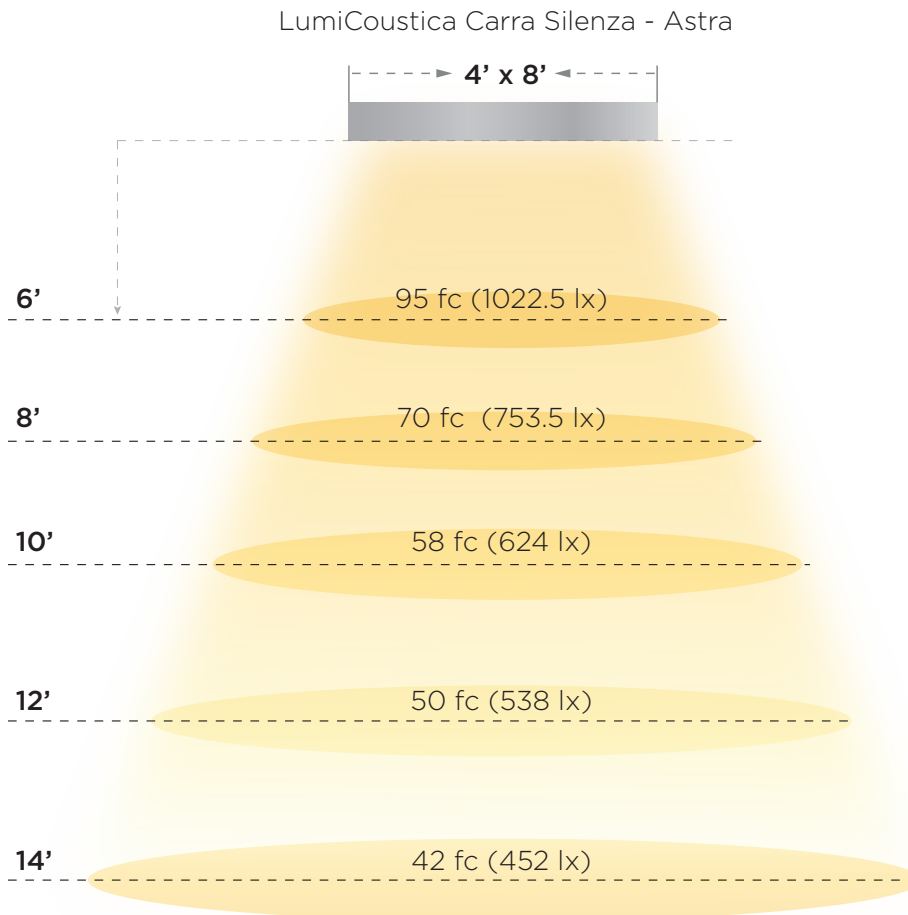
Note: Parts reference numbers are available upon request.

LIGHTING PERFORMANCE AND EFFICIENCY

- CCT Shifting**

Output	CCT						
	2,200K	2,700K	3,000K	3,500K	4,000K	5,600K	6,500K
Premium	2,148	2,665	2,995	3,380	3,938	5,703	6,513
Standard	-	2,662	2,973	3,426	3,899	5,584	6,419

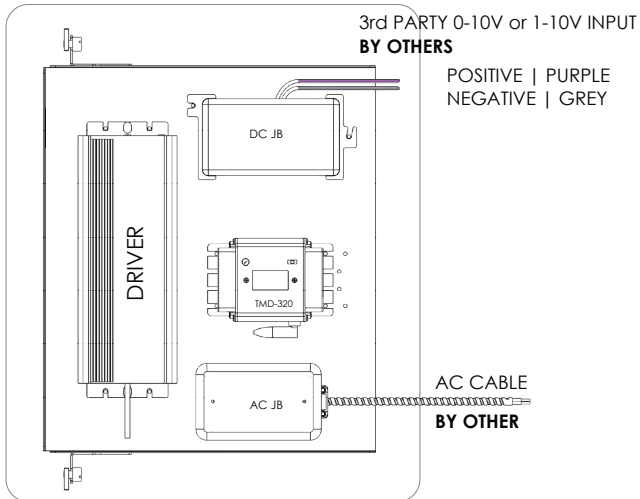
- Foot Candle per height**



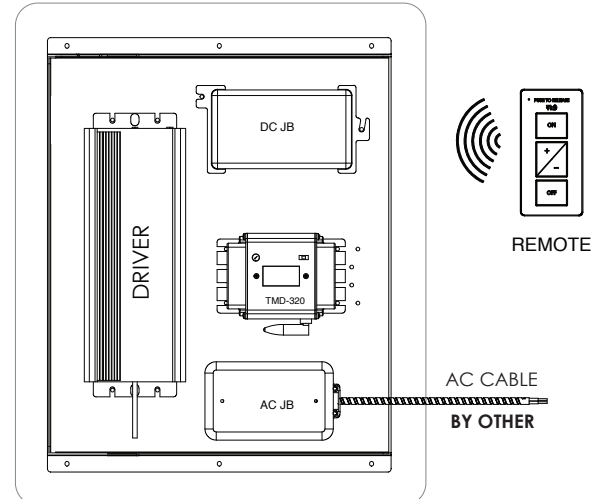
Note: Results are simulated based on 10' x 16' room & Reflection factors C70% W77% & F20% , other measurements available on requests.
Multiple panels will influence the foot candle.

CONTROL

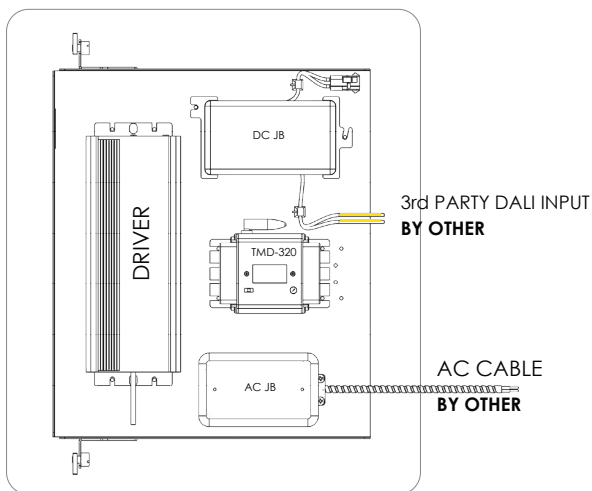
■ 0-10V (0/10)



■ RF Remote (RM)



■ Dali (DA)



■ Electrical

Driver models	HLG-60-24A, HLG-100-24A, HLG-150-24A, HLG-240-24A, HLG-320-24A
Input voltage	90-305 V AC, 47-63 HZ
Output voltage	21-24 V DC