

LumiCoustica™  
**Domus**  
ASTRA



Spec by: \_\_\_\_\_  
 Agency: \_\_\_\_\_  
 Project Name: \_\_\_\_\_  
 Type of Project: \_\_\_\_\_  
 Notes: \_\_\_\_\_



LIGHTING PERFORMANCE\*

	Output	Size				
		2.5'	3'	4'	5'	6'
Power consumption (Watts)	Standard	19 W	29 W	48 W	70 W	115 W
	Premium	38 W	50 W	92 W	157 W	217 W
Delivered output (Lumens)	Standard	605 lm	941 lm	1523 lm	2240 lm	3674 lm
	Premium	1877 lm	2502 lm	4587 lm	7784 lm	10773 lm

\* Power Consumption and Delivered Output values are based on 6500K CCT

ORDERING CODE

TLS	LCT Family	DMS Product	AS Engine	Size*	SP Mounting	Acoustic PET Color
TLS	LumiCoustica <b>LCT</b>	Domus <b>DMS</b>	Astra <b>AS</b>	2.5' <b>2</b> 3' <b>3</b> 4' <b>4</b> 5' <b>5</b> 6' <b>6</b>	Suspended <b>SP</b>	Select from our PET color chart (page 2)

\*See full dimensions including fins on page 4


Frame color	CCT	Control	Output	LS Diffuser
Black <b>BL</b>	2200K <b>22K</b>	0-10V <b>0/10</b>	Premium (909 lm/sqf)*** <b>P</b>	LightTex Silent <b>LS</b>
White <b>WH</b>	2700K <b>27K</b>	Remote <b>RM</b>	Standard (494 lm/sqf)*** <b>S</b>	
Silver <b>NS</b>	3000K <b>30K</b>	Dali <b>DA</b>		
Match PET** <b>MP</b>	3500K <b>35K</b>			
	4000K <b>40K</b>			
	5600K <b>56K</b>			
	6500K <b>65K</b>			

\*\*Frame finish will coordinate with PET felt color; exact matching not guaranteed.

\*\*\* Lm/sqf are calculated at LED source

## PET MATERIAL COLOR CHART

Experience our PET material through a diverse selection of colors, organized to support effortless coordination across a wide range of design applications.



Natural variations in color may occur during PET felt production. Digital color previews are for reference only and may differ from the final product. Availability and lead times can vary by color. Consult factory for more information.



Recyclable  
Materials



Environmental  
Responsibility



Sustainability  
Commitment

This material is manufactured using recycled content, helping reduce waste and support more sustainable material cycles. By transforming post-consumer plastics into a high-performance architectural material, it contributes to responsible design and environmental stewardship.

### Regular Care:

- **Dusting:** Use a vacuum with a soft brush attachment on low setting. Gently vacuum the felt in smooth, even strokes.
- **Light Debris:** Remove lint or small particles using a lint roller or low-tack tape.

### Spot Cleaning:

If you notice a mark or smudge:

1. Use a soft microfiber cloth slightly dampened with clean water.
2. Gentle blot the area. Do not rub.
3. For tougher spots, you may use a mild soap and water solution. Apply sparingly and blot again with clean water afterward.
4. Allow the felt to air dry naturally.

## TECHNICAL SPECIFICATIONS

### ■ PET Material

Polyester Acoustic Felt (PET)

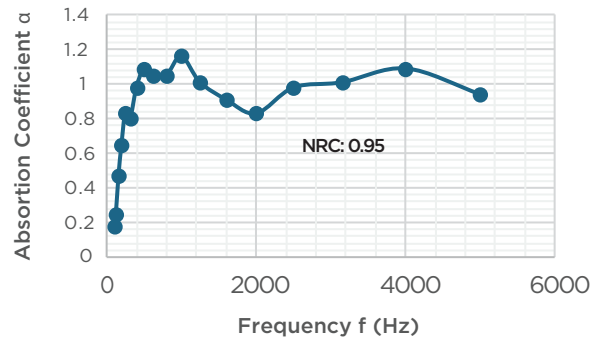
- **Material:** 100% polyester fiber
- **Panel Thickness:** 9 mm
- **Colors:** 40 colors
- **Fire Classification:** B-s1, d0

**NRC Test Item:** Polyester Fiber Board

**Test Content:** Sound absorption coefficient measured using the reverberation chamber method in accordance with **ISO 354 / GB-T 20247-2006**.

**NRC (Noise Reduction Coefficient):** 0.95

Frequency (Hz)	$\alpha_s$	Frequency (Hz)	$\alpha_s$
100	0.18	800	1.05
125	0.25	1000	1.16
160	0.47	1250	1.01
200	0.65	1600	0.91
250	0.83	2000	0.83
315	0.80	2500	0.98
400	0.98	3150	1.01
500	1.09	4000	1.09
630	1.05	5000	0.94



### ■ Diffuser

	Light Tex Silent
<b>Material</b>	100 % Polyester
<b>Weight</b>	172 gr/m2 (16 gr/ft2 )
<b>Fire classification</b>	NFPA-701, B1, EN 13501-1, B-s1, d0
<b>Transmission rate</b>	37%
<b>CCT shift</b>	0-50K (see table page 5)
<b>NRC</b>	0.82

### ■ Lighting

<b>Ingress protection</b>	IP22 (indoor)
<b>CRI</b>	~ 90 (white LED)
<b>LM80 *</b>	> 150,000 hours
<b>Operating temperature</b>	-30 °C TO 80 °C

Note: \*LM80 Test is only applicable to white pixels.

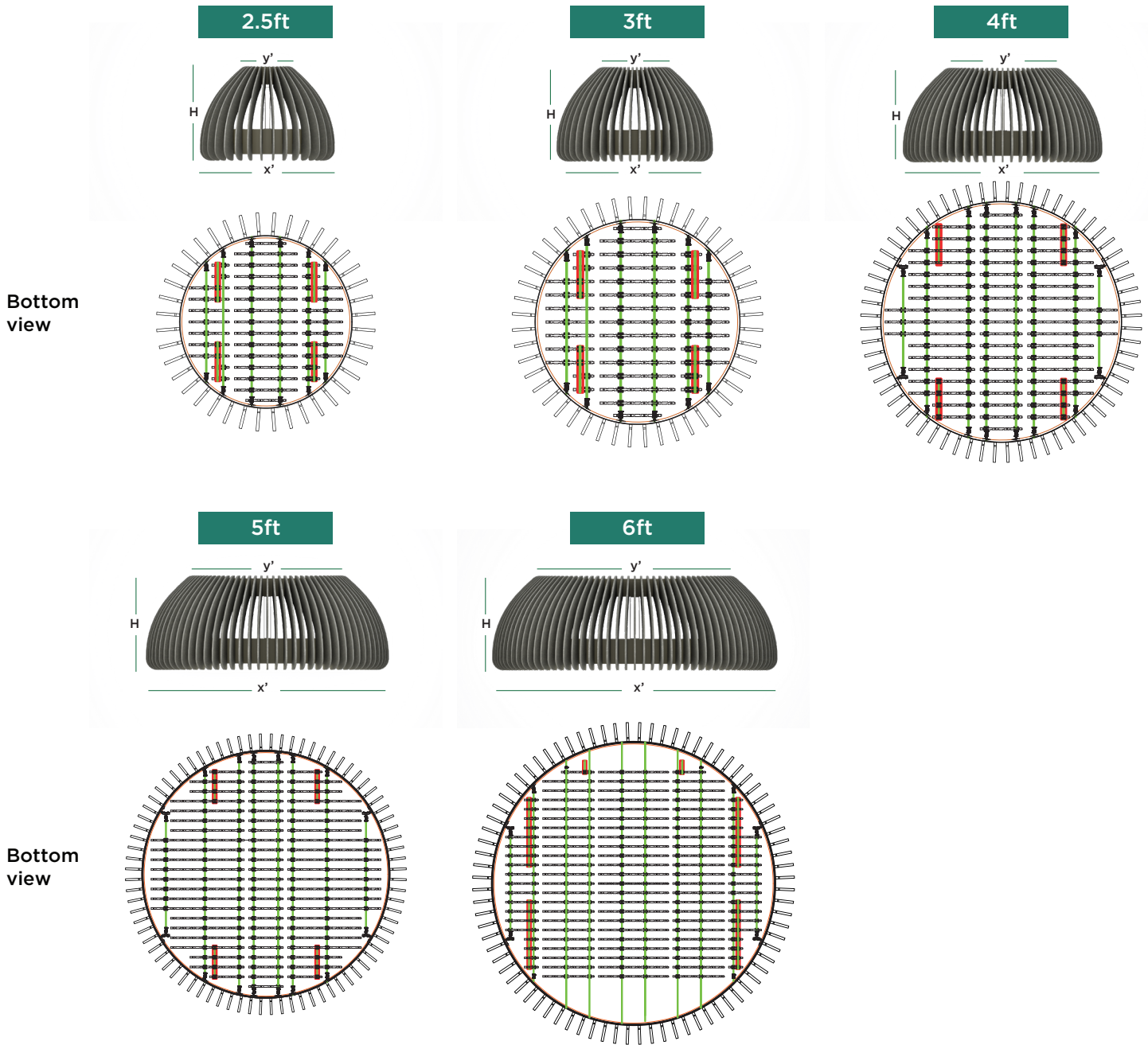
### ■ Frame color

Material	Aluminum			
<b>Standard colors</b>	Black 	White 	Silver 	Match PET 

<b>Warranty*</b>	5-year limited warranty for LED
------------------	---------------------------------

\* Warranty Terms and Conditions at [www.tls-led.com/warranty](http://www.tls-led.com/warranty)

## DIMENSIONS



### ■ LumiCoustica Domus Dimensions

	Diameter (x)		Diameter (y)		Height	
	[mm]	[in]	[mm]	[in]	[mm]	[in]
<b>2.5 ft</b>	962.6	37.9	342.2	13.5	670.4	26.4
<b>3 ft</b>	1115.0	43.9	494.6	19.5	670.4	26.4
<b>4 ft</b>	1419.8	55.9	799.4	31.5	670.4	26.4
<b>5 ft</b>	1724.6	67.9	1104.2	43.5	670.4	26.4
<b>6 ft</b>	2029.4	79.9	1409.0	55.5	670.4	26.4

### ■ Weight Premium

Size	2.5ft	3ft	4ft	5ft	6ft
<b>Kg</b>	23.08	28.4	40.7	52.1	68.3
<b>Lbs</b>	50.9	62.5	89.7	114.8	150.6

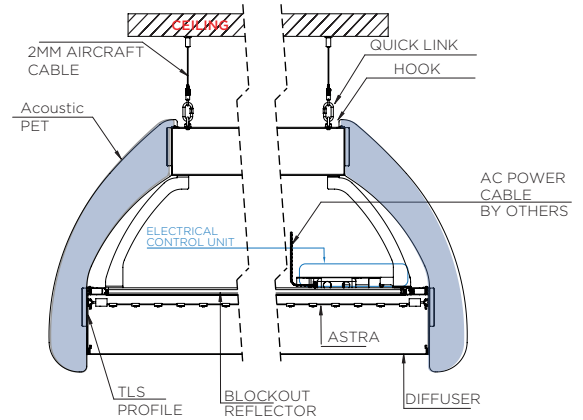
Variations may occur but should not exceed indicated values.

## MOUNTING OPTIONS

### ■ Suspended (SP)



- Hooks to existing ceiling installed by others



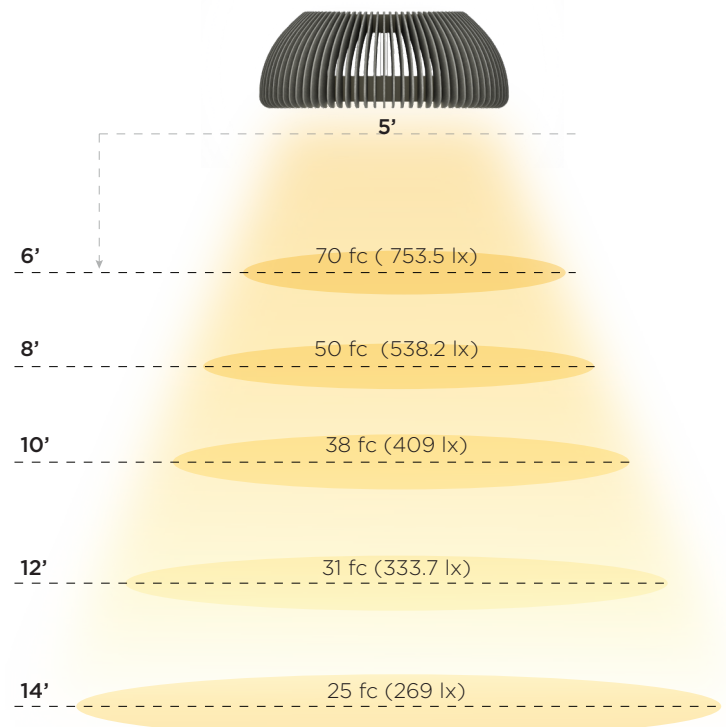
## LIGHTING PERFORMANCE AND EFFICIENCY

### ■ CCT Shifting

Output	CCT						
	2,200K	2,700K	3,000K	3,500K	4,000K	5,600K	6,500K
Premium	2,148	2,665	2,995	3,380	3,938	5,703	6,513
Standard	-	2,662	2,973	3,426	3,899	5,584	6,419

### ■ Foot Candle per height

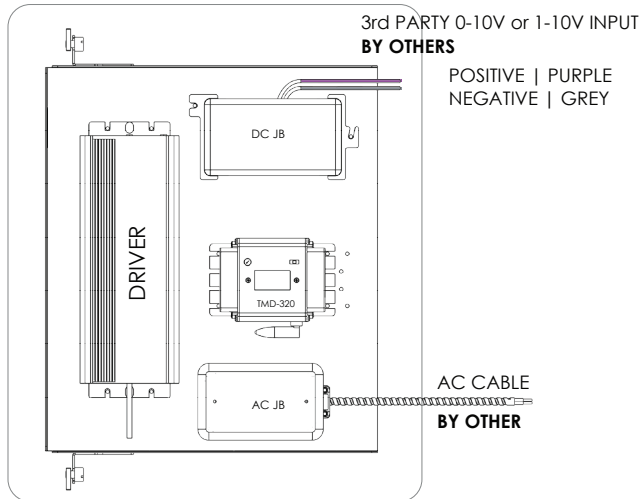
LumiCoustica Domus - Astra



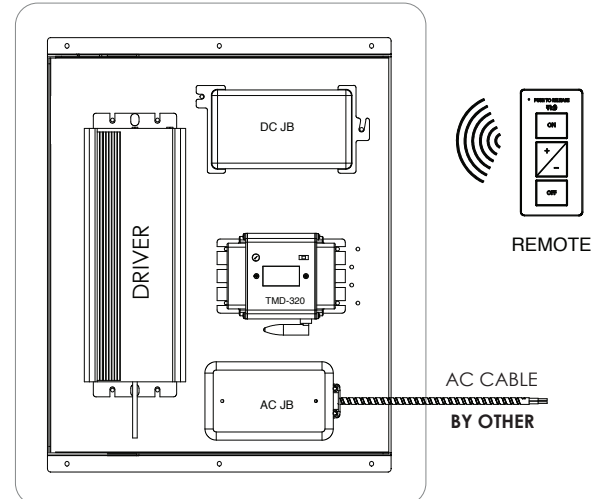
Note: Results are simulated based on 10' x 16' room & Reflection factors C70% W77% & F20%, other measurements available on requests. Multiple panels will influence the foot candle.

## CONTROL

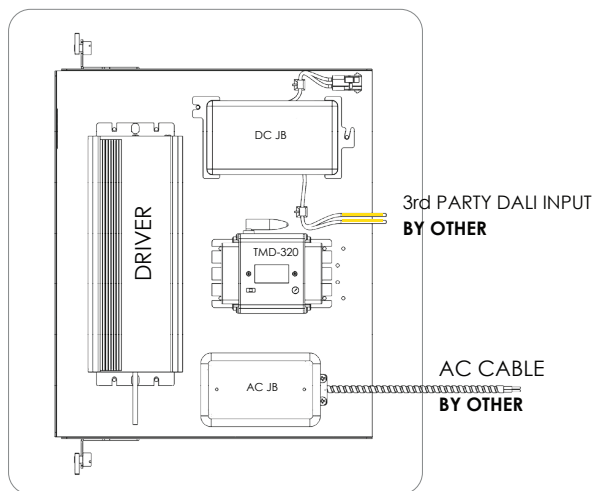
### ■ 0-10V (0/10)



### ■ RF Remote (RM)



### ■ Dali (DA)



### ■ Electrical

<b>Driver models</b>	HLG-60-24A, HLG-100-24A, HLG-150-24A, HLG-240-24A, HLG-320-24A
<b>Input voltage</b>	90-305 V AC, 47-63 HZ
<b>Output voltage</b>	21-24 V DC